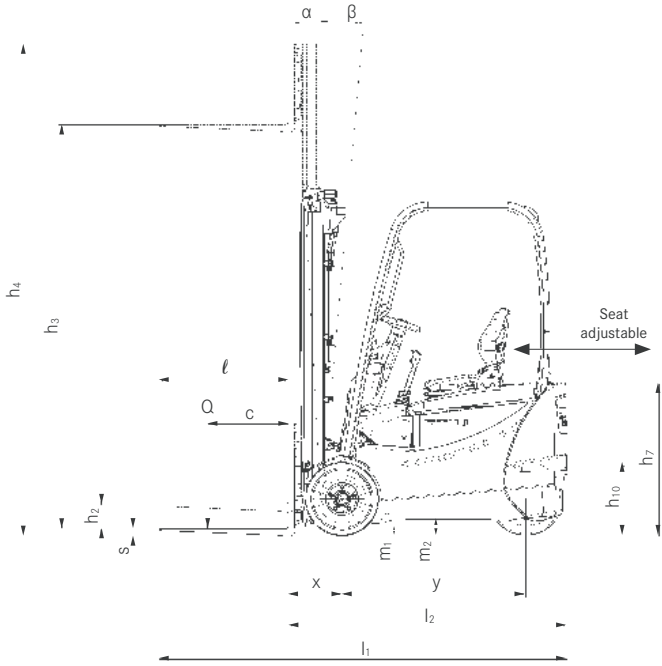


Dati caratteristici	1.1	Produttore		STILL	
	1.2	Modello		RX 50-15	
	1.2.1	Codice modello		5065	
	1.3	Comando		Electric	
	1.4	Tipo di guida		Seated	
	1.5	Classe di portata/carico	Q	kg	1500
	1.6	Baricentro di carico	c	mm	500
	1.8	Distanza di carico	x	mm	330
	1.9	Interasse	y	mm	1190
Pesi	2.1	Peso in marcia (compresa batteria)		kg	2826
	2.2	Carico assale, con carico		kg	3679/647
	2.3	Carico assale, senza carico		kg	1133/1693
Gomme/telaio	3.1	Gommatura			Superelastic
	3.2	Dimensione gomme		mm	180/70-8
	3.2	Dimensione gomme		mm	180/70-8
	3.5	Numero di ruote (x = motrici)			2/1x
	3.6	Larghezza carreggiata	b ₁₀ /b ₁₁	mm	840/-
	4.1	Inclinazione montante/piastra porta forche	α/β		3/5
	4.2	Altezza del montante	h ₁	mm	2160
	4.3	Sollevamento libero	h ₂	mm	150
	4.4	Sollevamento ¹	h ₃	mm	3230
	4.5		h ₄	mm	3805
Dimensioni base	4.7	Altezza sopra il tettuccio di protezione (variante bassa)	h ₆	mm	2050
	4.8	Altezza sedile rispetto al conducente (variante bassa)	h ₇	mm	953
	4.19	Lunghezza totale	l ₁		2575
	4.20	Lunghezza fino al supporto delle forche	l ₂	mm	1775
	4.21	Larghezza totale	b ₁	mm	990
	4.22	Dimensioni forche	s/e/l	mm	35/80/800
	4.23	Piastra portaforche a norma ISO 2328, classe/forma A, B		mm	ISO II/A
	4.24	Larghezza piastra porta forche	b ₃	mm	980
	4.31	Altezza libera dal suolo sotto il montante, con carico	m ₁	mm	90
	4.32	Altezza da terra del centro assale	m ₂	mm	90
	4.34.1	Larghezza delle corsie con pallet 1000 x 1200 in senso trasversale ^{3,4}	A _{st}	mm	3104
	4.34.2	Larghezza delle corsie con pallet 800 x 1200 in senso longitudinale ^{3,4}	A _{st}	mm	3226
	4.35	Raggio di sterzata	W _a	mm	1445
Dati performance	5.1	Velocità di marcia	con carico /senza carico	km/h	12.0/12.5
	5.2	Velocità di sollevamento	con carico /senza carico	m/s	0.32/0.54
	5.3	Velocità di abbassamento	con carico /senza carico	m/s	0.54/0.60
	5.5	Forza di trazione	con carico /senza carico	N	1280/1670
	5.6	Max. forza di trazione	con carico /senza carico	N	3770/7150
	5.7	Pendenza superabile	con carico /senza carico	%	4.0/8.0
	5.8	Max. pendenza superabile	con carico /senza carico	%	19.0/25.0
	5.9	Tempo di accelerazione	con carico /senza carico	s	5.5/4.9
	5.10	Freno di servizio			Hydraulic
	Motore elettrico	6.1	Motore di trazione, potenza S3 60 min		kW
6.2		Motore di sollevamento, potenza al 15%		kW	7.6
6.3		Batteria conforme a DIN 43531/35/36 A, B, C, no			DIN 43535 A
6.4		Tensione batteria		V	24
6.4.1		Capacità batteria		Ah	920
6.5		Peso batteria		kg	676
6.6		Consumo di energia		kWh/h	4.8
Altro	10.1	Pressione di esercizio per attrezzature supplementari		bar	230
	10.2	Portata olio per accessori		l/min	30
	10.7	Livello di pressione sonora L _{PAZ} (sedile conducente) ²		dB(A)	63.9
		Vibrazione del corpo umano: accelerazione secondo EN 13059		m/s ²	<0.7

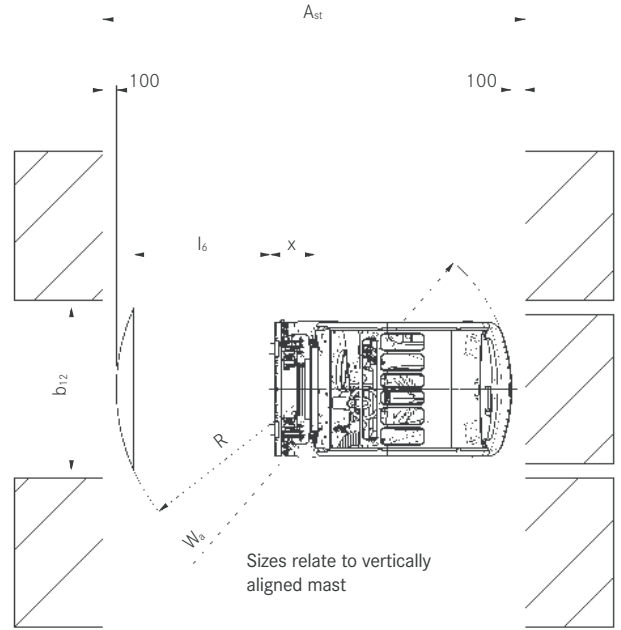


¹ The nominal lift stated includes the tyre deflection and tyre diameter tolerances

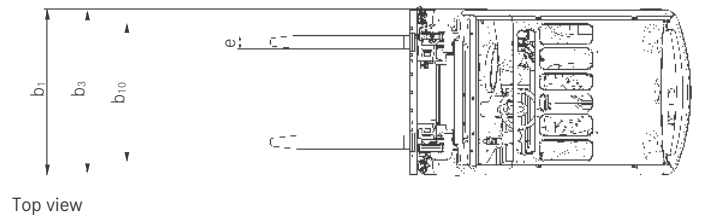
² No cab; different values with cab



Side view



Top view



Top view

Portate base

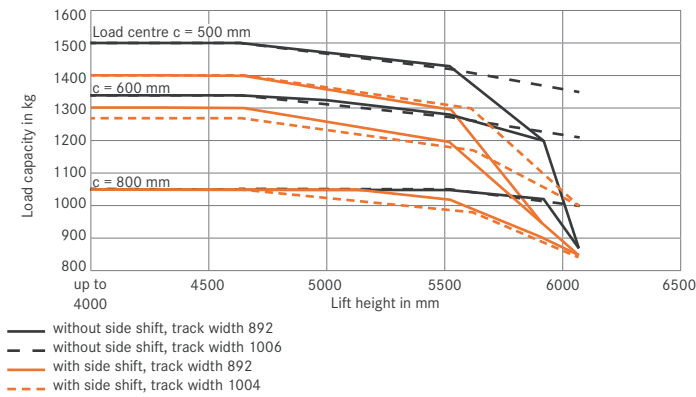
	Standard Performance	Pendenza	Tratto massimo in m
Con carico		19%	-
		15%	959
		10%	3129
		5%	5479
Senza carico		25%	940
		20%	1755
		15%	3997
		10%	5094
		5%	7468

Calcestruzzo asciutto ruvido = valore di attrito 0,80
 Batteria: standard come indicato nelle specifiche tecniche
 La velocità è variabile

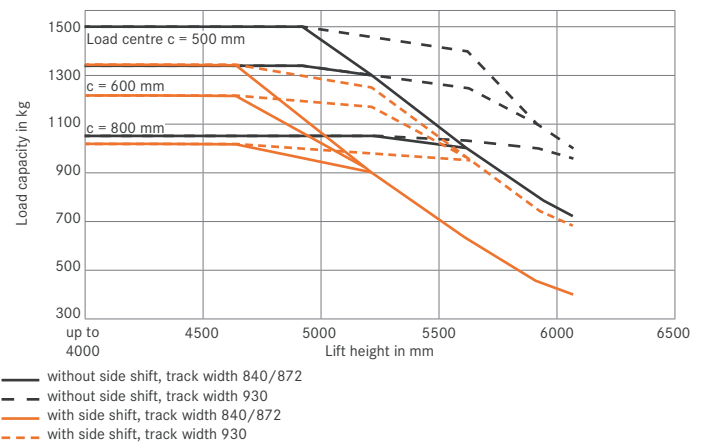
Truck widths

		Truck width b_1	Track width front b_{10}
Tyres	Superelastic 180/70-8 (only Trelleborg Rota tyres)	mm 990	840
	Superelastic 180/70-8 (all other Superelastic tyres)	mm 1028	872
	Superelastic 200/50-10	mm 1137	930
	Solid rubber 18 x 7 x 12 1/8	mm 1078	892
	Solid rubber 18 x 7 x 12 1/8	mm 1192	1004

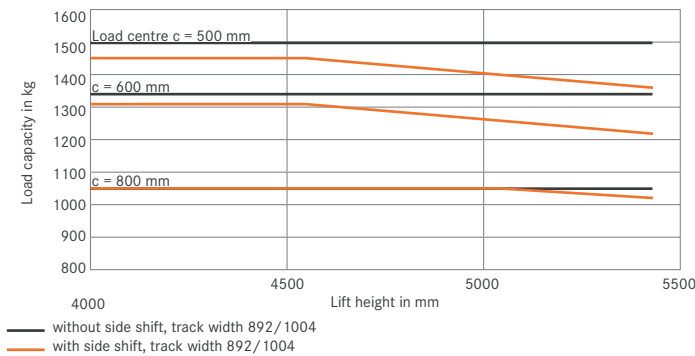
RX 50-15 triplex mast, solid rubber tyres



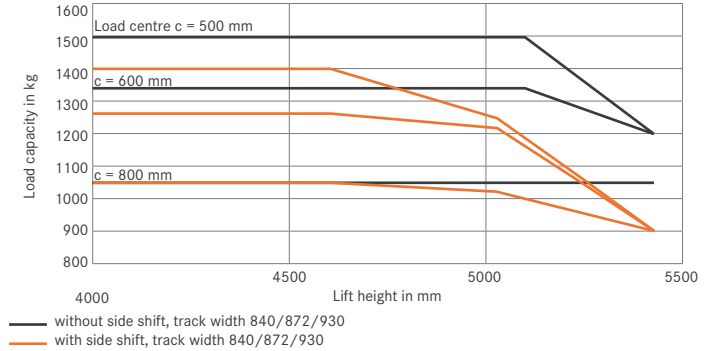
RX 50-15 triplex mast, Superelastic tyres



RX 50-15 Telescopic/HiLo mast, solid rubber tyres



RX 50-15 Telescopic/HiLo mast, Superelastic tyres



		HiLo mast									
RX 50-15	Nominal lift	h_3	mm	2975	3175	3375	3575	3975			
	Overall height	h_1	mm	1960	2060	2160	2260	2460			
	Free lift ^{1,2}	h_2	mm	1405	1505	1605	1705	1905			
	Maximum height ^{1,2}	h_4	mm	3550	3750	3950	4150	4550			
	Tilt of mast/fork carriage	forward/backward	α/β	° 3/5							
	Adjustable fork spread		mm	216 / 368 / 445 / 521 / 673 / 760							
	Tyres	front/rear		180/70-8 / 180/70-8							
	Track	front/rear	b_{10}/b_{11}	mm 810/0							
Maximum width		b_1	mm 1028								
		Telescopic mast									
RX 50-15	Nominal lift	h_3	mm	2830	3030	3230	3530	3930	4230	4730	5430
	Overall height	h_1	mm	1960	2060	2160	2310	2510	2660	2910	3260
	Free lift ^{1,2}	h_2	mm	150	150	150	150	150	150	150	150
	Maximum height ^{1,2}	h_4	mm	3405	3605	3805	4105	4505	4805	5305	6005
	Tilt of mast/fork carriage	forward/backward	α/β	° 3/5							
	Adjustable fork spread		mm	216 / 368 / 445 / 521 / 673 / 760							
	Tyres	front/rear		180/70-8 / 180/70-8							
	Track	front/rear	b_{10}/b_{11}	mm 810/0							
Maximum width		b_1	mm 1028								
		Triplex mast									
RX 50-15	Nominal lift	h_3	mm	4320	4620	4920	5220	5620	6070		
	Overall height	h_1	mm	1960	2060	2160	2260	2460	2610		
	Free lift ^{1,2}	h_2	mm	1405	1505	1605	1705	1905	2005		
	Maximum height ^{1,2}	h_4	mm	4895	5195	5495	5795	6195	6645		
	Tilt of mast/fork carriage	forward/backward	α/β	° 3/5							
	Adjustable fork spread		mm	216 / 368 / 445 / 521 / 673 / 760							
	Tyres	front/rear		180/70-8 / 180/70-8							
	Track	front/rear	b_{10}/b_{11}	mm 810/0							
Maximum width		b_1	mm 1028								

¹ Fork carriage ISO 2A standard

² Deviations depending on 4/6-stop fork carriages

	Operating costs kept low thanks to low energy consumption in all operating cycles and long operating intervals	●
	One-pedal control, switching the direction of travel using the hydraulic control	●
	Double-pedal control	○
	Standard protective roof (without window)	●
	Weather protection or tarpaulin cab	○
	Drive-in overhead guard	○
	Low driver's cab for container loading	●
	Tinted front windscreen, roof windows made of either green-tinted or Makrolon laminated safety glass, plus windscreen wiper and wash system	○
Driver's seat	Built-in storage and drink holder	●
	Splash-proof operating unit featuring display and function buttons	●
	Pad with clipboard (removable)	○
	MSG 65 leatherette cover	●
	Textile cover, airsprung, leatherette cover, lumbar support, height-adjustable back extension, heated seat, extra-wide seat pad	○
	Grab handle on protective roof	●
	Horizontal spring plate for driver's seat to minimise human vibrations	○
	Document pocket on the seat back	○
	Roof liner with interior lighting	○
	Radio/MP3 player with USB connection	○
	Protective sunshade and sun blind	○
	Cold storage version, display and hydraulic oil can be used up to -30 °C	○
	Free view mast available in telescopic, HiLo and triplex versions	○
	Load backrest	○
Mast	Mast vertical position	○
	Bellows protect the tilt cylinder from dust and moisture	○
	Stroke shut-off via push button	○
Tyres	Fork wear protection	○
	Single superelastic/SIT system	●
Hydraulics	Solid rubber, solid rubber/natural colour, single superelastic/Continental/SIT system, single superelastic/natural colour/SIT system, superelastic/Continental/natural colour/SIT system	○
	Noise-optimised hydraulic pump	●
	Proportional valve technology for high-precision movements	○
	Custom parametrisation of hydraulic functions	○
Drive	Multi-lever operation	●
	Mini-lever with armrest, 2, 3 or 4 levers, Fingertip or joystick	○
	5 driving programmes	●
	Blue-Q energy-saving mode	●
	Display showing energy consumption and remaining driving time based on current charge	○
Brake	Maintenance-free engines for driving, steering and lifting	●
	Operating hours counter only operational with drive and lifting motor	●
Safety	Energy recovery when braking	●
	Mechanical parking brake	●
	EasyBelt restraint system for quick and safe fastening and unfastening	○
	Sauermann type HRS-E/ERS restraint system or IWS restraint system with strap opening on the left	○
	Headlights and LED lighting performance	○
	Driver-adjusted speed limiter	●
	STILL Safety Light warning device, illuminated blue	○
Assistance system (ATC - Assistance Truck Control): for safe exit/parking and seat belt control	○	
Assistance system (ATC - Assistance Truck Control): speed limiter controlled by steering angle	●	
Assistance system (ATC - Assistance Truck Control): speed limited when fork carrier is raised	○	
Misc.	Load measuring with ±3% precision	○
	Panoramic mirror	○
	Direction can be changed both left- and right-handed via mini-console	○
	Load detection	○
	FleetManager: access authorisation, shock detection, reports	○
	Towbar	○

● Standard ○ Optional — Not available

